



**UPPER DARBY**  
SCHOOL DISTRICT

Opportunity · Unity · Excellence

# **Directions to Access Online Instructional Materials**

## **for Parents & Students**



**Please read through the following slides to learn:**

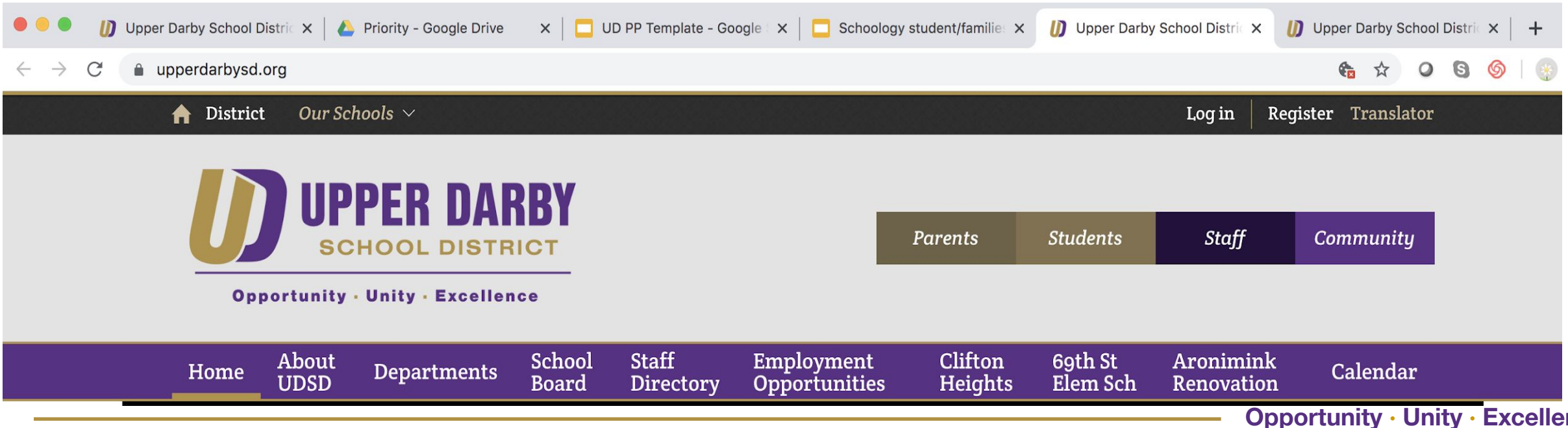
- **How to Log into Schoology**
- **How to Locate Instructional Materials**
- **How to Obtain Help**

# How to Log into Schoology

Visit the Upper Darby School District website at

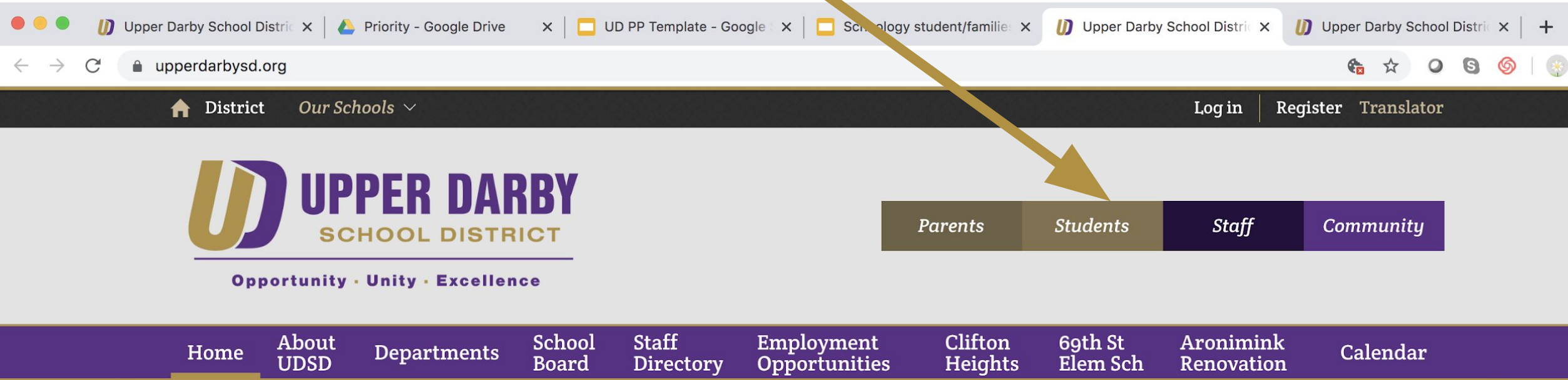
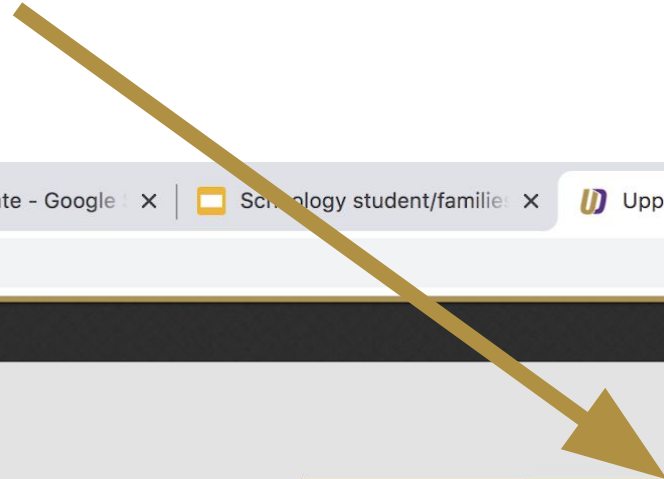
<https://www.upperdarbysd.org/>

or go to [udsd.schoology.com](https://udsd.schoology.com)



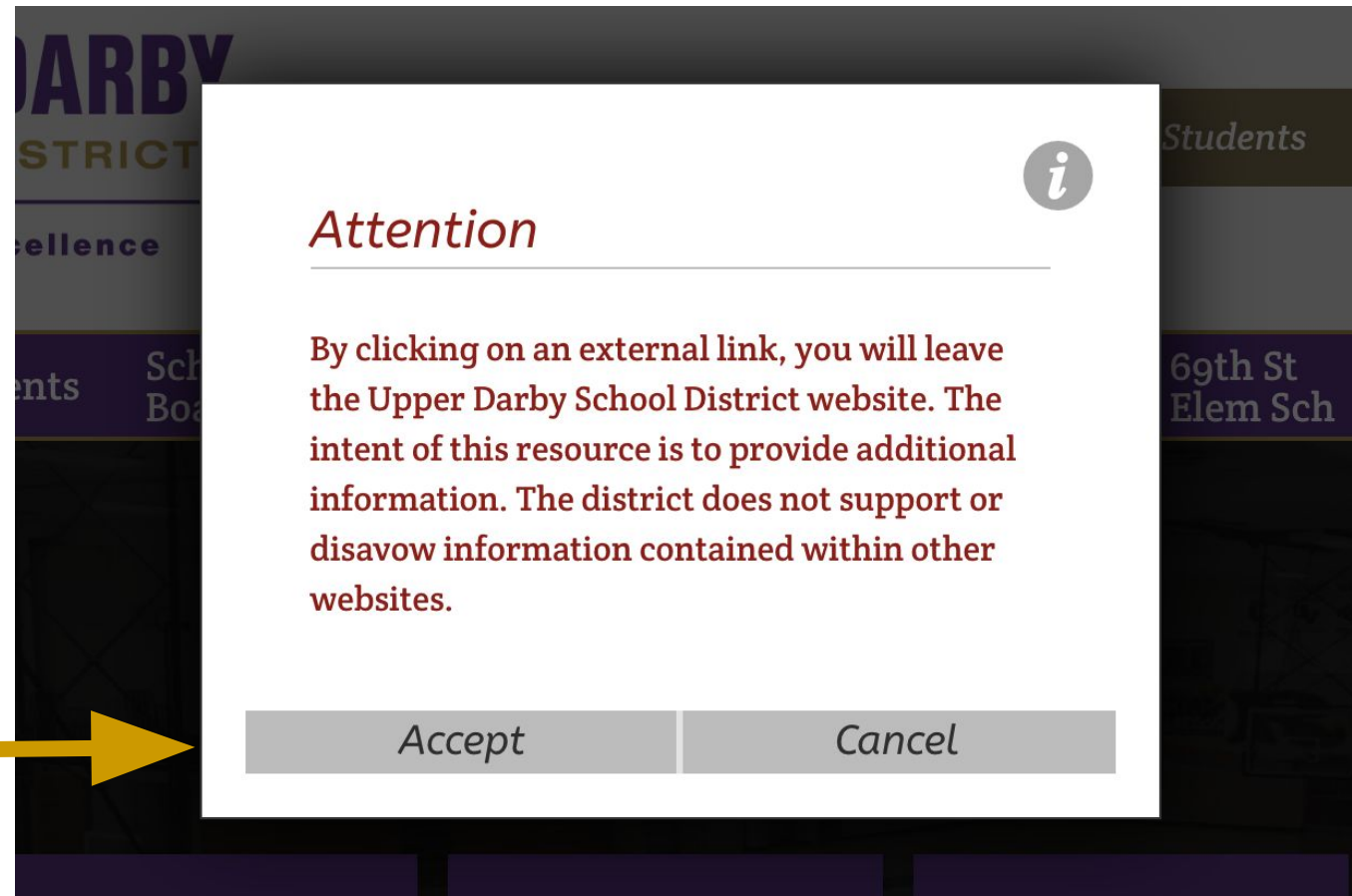
The screenshot shows a web browser window with the URL [upperdarbysd.org](https://www.upperdarbysd.org). The page features a dark navigation bar with "District" and "Our Schools" on the left, and "Log in", "Register", and "Translator" on the right. Below this is a large banner with the Upper Darby School District logo and the tagline "Opportunity · Unity · Excellence". To the right of the logo is a menu with four buttons: "Parents", "Students", "Staff", and "Community". At the bottom, a purple navigation bar contains links for "Home", "About UDSD", "Departments", "School Board", "Staff Directory", "Employment Opportunities", "Clifton Heights", "69th St Elem Sch", "Aronimink Renovation", and "Calendar". The tagline "Opportunity · Unity · Excellence" is repeated at the bottom right.

Click on the Students tab on the district homepage.



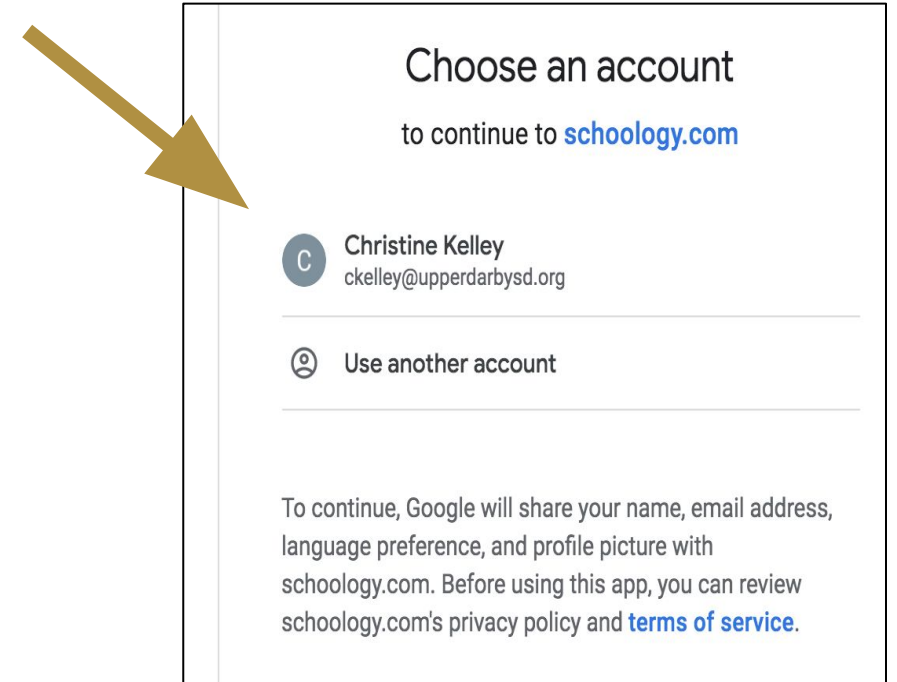
The screenshot shows a web browser window with the URL [upperdarbysd.org](http://upperdarbysd.org). The page features a dark navigation bar with a home icon, "District", "Our Schools" (with a dropdown arrow), "Log in", "Register", and "Translator". Below this is a large banner with the Upper Darby School District logo and the tagline "Opportunity · Unity · Excellence". A horizontal navigation menu contains four tabs: "Parents", "Students" (highlighted in purple), "Staff", and "Community". At the bottom, a purple footer contains a list of links: Home, About UDSD, Departments, School Board, Staff Directory, Employment Opportunities, Clifton Heights, 69th St Elem Sch, Aronimink Renovation, and Calendar.

Click **ACCEPT** on the pop up box which will appear.



# We use UDSD Google accounts to log into Schoology. All UDSD students have a google account.

- Their UDSD Google account is the only account associated with Schoology.
- UDSD Google credentials **MUST** be used to access the lessons on Schoology.



## K-2 Grade Student Usernames and Passwords

- Usernames are their 6 digit student ID #/lunch # followed by @student.upperdarbysd.org
  - For example: 123456@student.upperdarbysd.org
- Passwords are their 8 digit birthdate
  - 01012014 (January 01, 2014)
    - Note: The birthday day & month are both 2 digits.
- If your child has lost or forgotten their password please email: [familyschoologysupport@upperdarbysd.org](mailto:familyschoologysupport@upperdarbysd.org)

## 3rd - 12th Grade Student Usernames and Passwords

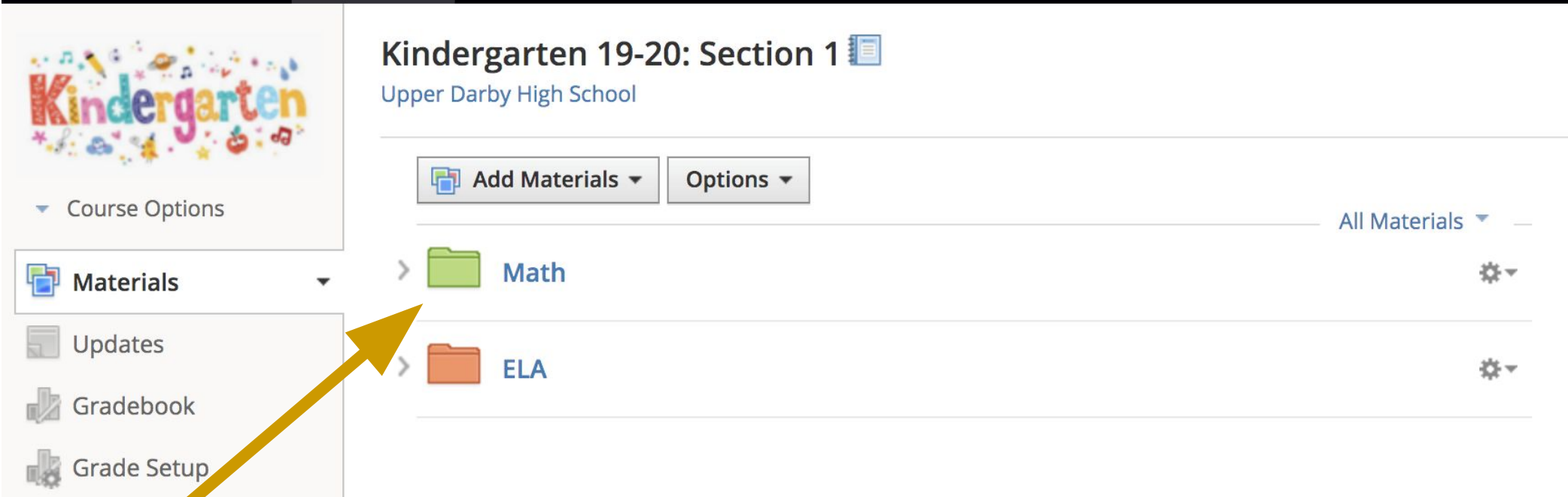
- Usernames are their student ID #(lunch #) followed by @student.upperdarbysd.org.
- Passwords have been assigned to students.
- If your child has lost or forgotten their password please email: [familytechnologysupport@upperdarbysd.org](mailto:familytechnologysupport@upperdarbysd.org)




## Where to look in Schoology for Instructional Materials: Elementary Students in Kindergarten

- Click on the course labeled with your grade level-HR
  - Example: Kindergarten: Section 3-HR
    - Just look for the HR at the end. (Ignore the section #.)
- In each course you will find 2 folders (ELA and Math)- see next slide.

# Kindergarten Students (Continued)



**Kindergarten 19-20: Section 1**   
Upper Darby High School





▼ Course Options

**Materials** ▼

- Updates
- Gradebook
- Grade Setup


**Add Materials** ▼ **Options** ▼

All Materials ▼

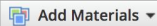

- >  **Math**  ▼
- >  **ELA**  ▼


## Kindergarten Students (Continued)



























- Click each folder to open
- Inside each folder you will find the lessons for students to complete

Kindergarten 19-20: Section 1 

Upper Darby High School

All Materials 

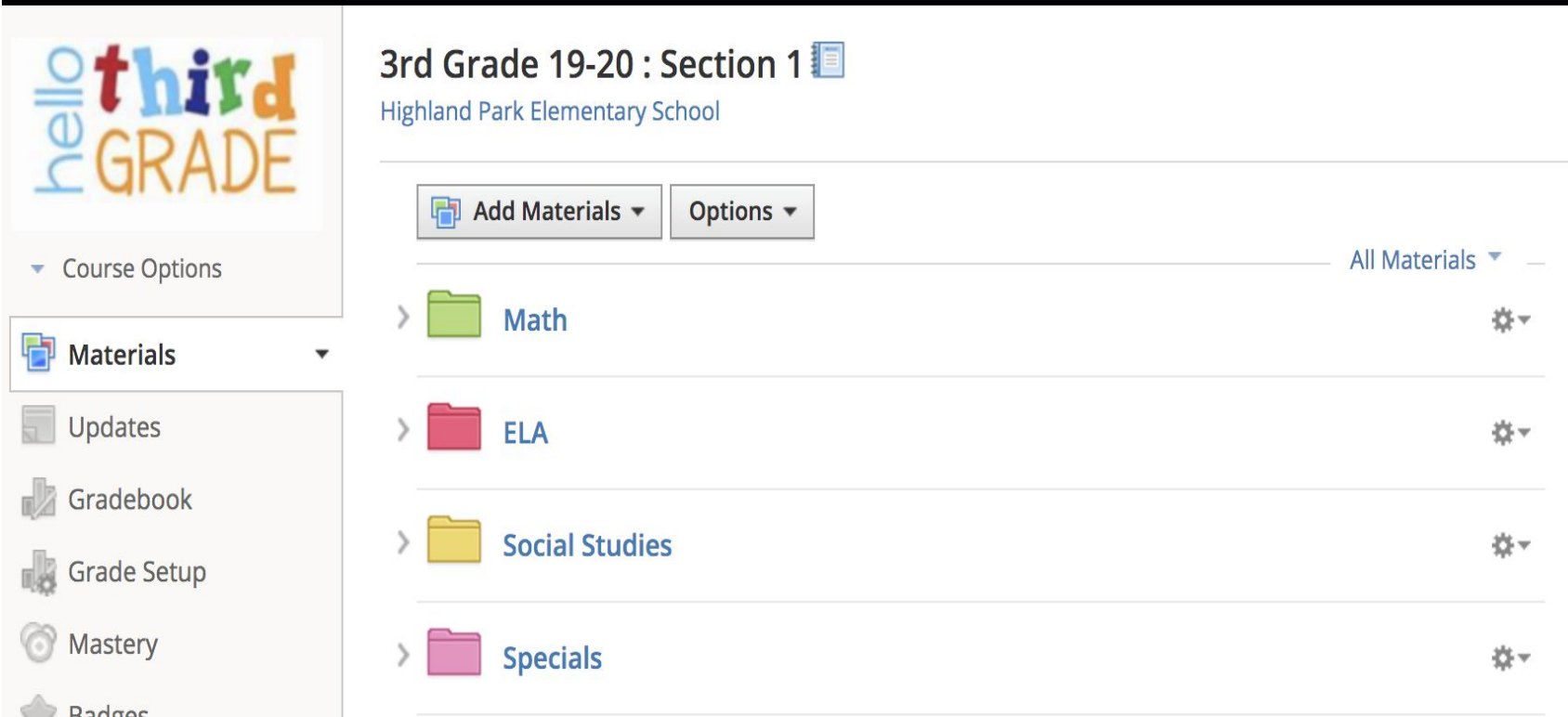
- >  Math 
- ▼  ELA 
  -  kindergarten practice packet 3 MB 
  -  Day 1 Check for Understanding 
  -  Day 2 Check for Understanding 
  -  Day 3 Check for Understanding 
  -  Day 4 Check for Understanding 
  -  Day 5 Check for Understanding 
  -  Day 6 Check for Understanding 
  -  Day 7 Check for Understanding 
  -  Day 8 Check for Understanding 
  -  Day 9 Check for Understanding 
  -  Day 10 Check for Understanding 




## Where to look in Schoology for Instructional Materials: Elementary Students in Grades 1-3

- Click on the course labeled with your grade level-HR
  - Example: Third Grade: Section 3-HR
    - Just look for the HR at the end. (Ignore the section #.)
- In each course you will find 4 folders (ELA, Math, Science and/or Social Studies, and Specials) - see next slide.

## Elementary Students in grades 1-3 (Continued)



hello **third** GRADE

3rd Grade 19-20 : Section 1   
Highland Park Elementary School

Course Options

Materials

Updates

Gradebook

Grade Setup

Mastery

Badges

Add Materials Options

All Materials

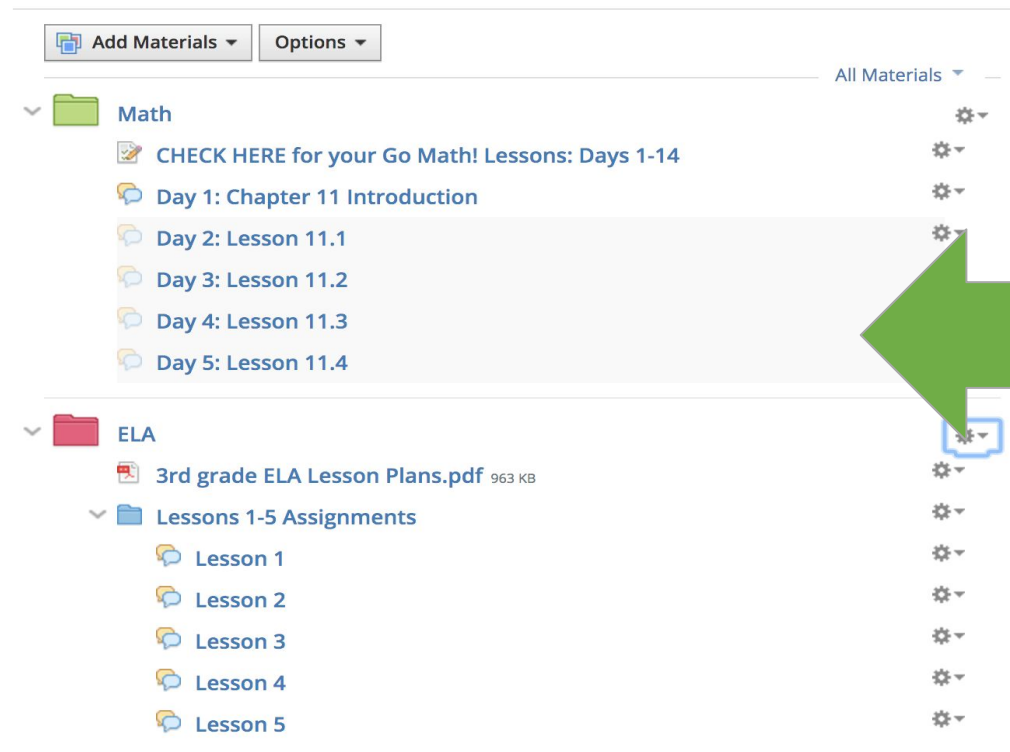
- Math
- ELA
- Social Studies
- Specials

## Elementary Students in grades 1-3 (Continued)

- Click each folder to open
- Inside each folder you will find the lessons for students to complete

### 3rd Grade 19-20 : Section 1

Highland Park Elementary School





The screenshot displays a digital learning platform interface. At the top, there are buttons for 'Add Materials' and 'Options'. Below this, the content is organized into folders. The 'Math' folder is expanded, showing a checklist item 'CHECK HERE for your Go Math! Lessons: Days 1-14' and five lesson items: 'Day 1: Chapter 11 Introduction', 'Day 2: Lesson 11.1', 'Day 3: Lesson 11.2', 'Day 4: Lesson 11.3', and 'Day 5: Lesson 11.4'. The 'Day 2: Lesson 11.1' item is highlighted in grey, and a large green arrow points to it from the right. Below the 'Math' folder is the 'ELA' folder, which contains a PDF file '3rd grade ELA Lesson Plans.pdf' (963 KB) and a sub-folder 'Lessons 1-5 Assignments' containing five lesson items: 'Lesson 1', 'Lesson 2', 'Lesson 3', 'Lesson 4', and 'Lesson 5'. Each item has a gear icon to its right, indicating settings or options.

## Where to look in Schoology for Instructional Materials: Elementary Students in Grades 4-5

- Students in grades 4 and 5 will access lessons in separate courses.
  - Click on the course labeled Homeroom for Specials folders:  
Gym, Art, Music, Library.
  - Click on the course labeled Math for Math lessons.
  - Click on the course labeled ELA for Language Arts lessons.
  - Click on the course labeled Science for Science

# Elementary Students in grades 4 -5 (Continued)







▼ Course Options

Materials ▼









- Updates
- Gradebook
- Grade Setup
- Mastery

### 4th Grade: Section 1

Upper Darby High School

 Add Materials ▼  Options ▼

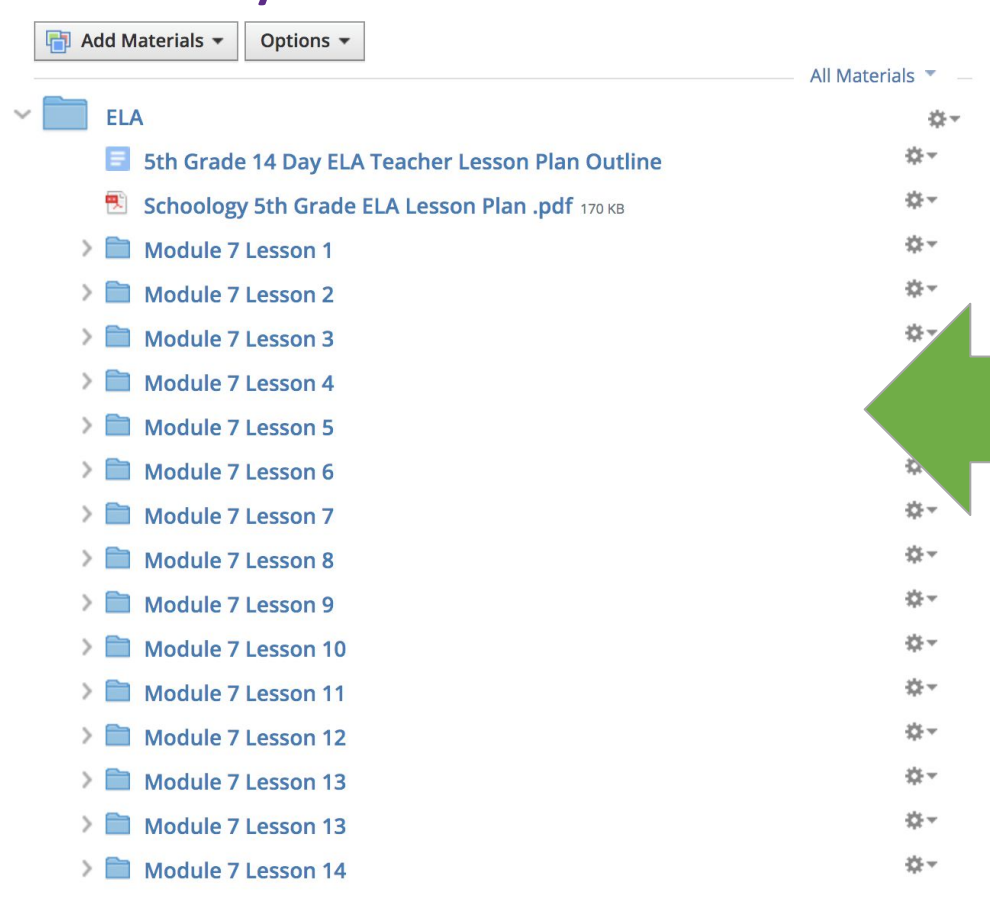
All Materials ▼

- >  ELA 
- >  Math 
- >  Science/Social Studies 
- >  Specials 



## Elementary Students in grades 4-5 (Continued)

- Click each folder to open
- Inside each folder you will find the lessons for students to complete



The screenshot displays a digital library interface. At the top, there are two buttons: "Add Materials" and "Options". Below these, a folder named "ELA" is expanded, showing a list of items:

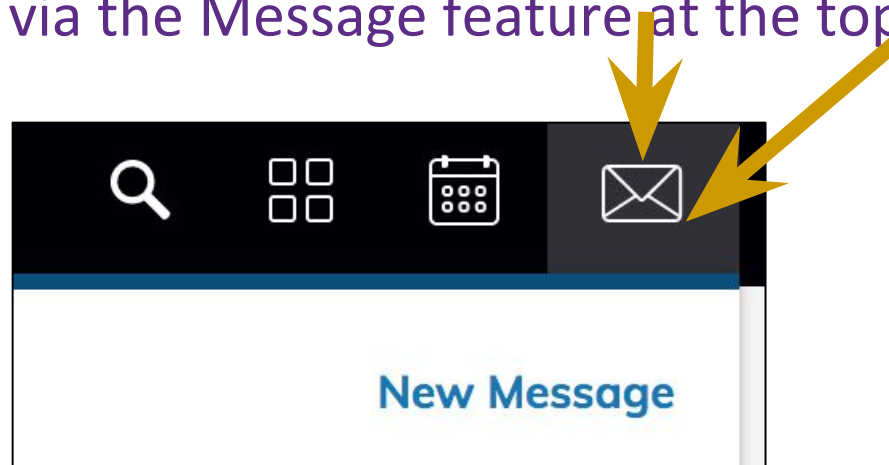
- 5th Grade 14 Day ELA Teacher Lesson Plan Outline
- Schoology 5th Grade ELA Lesson Plan .pdf 170 KB
- Module 7 Lesson 1
- Module 7 Lesson 2
- Module 7 Lesson 3
- Module 7 Lesson 4
- Module 7 Lesson 5
- Module 7 Lesson 6
- Module 7 Lesson 7
- Module 7 Lesson 8
- Module 7 Lesson 9
- Module 7 Lesson 10
- Module 7 Lesson 11
- Module 7 Lesson 12
- Module 7 Lesson 13
- Module 7 Lesson 13
- Module 7 Lesson 14

To the right of the list, there is a vertical column of gear icons, each with a small downward arrow, representing settings for each item. A large green arrow points from the right side of the screen towards the gear icons for "Module 7 Lesson 4".

# Where to look in Schoology for Instructional Materials:

## Middle School Students in Grades 6-8


- Teachers will post assignments in each of your Schoology courses daily.
- Contact your teacher if you have any questions:
  - via email
  - or
  - via the Message feature at the top of the Schoology course



# Where to look in Schoology for Instructional Materials:

## High School Students in Grades 9-12

- Teachers will post assignments in each of your Schoology courses daily.
- Contact your teacher if you have any questions:
  - via email
  - or
  - via the Message feature at the top of the Schoology course





## Need Help?

Use the following email address to report your problem  
and get help:

[Familyschoologysupport@upperdarbysd.org](mailto:Familyschoologysupport@upperdarbysd.org)

Thank you!